

Goldman Sachs Bank USA

Fixed Income Fact Sheet

Third Quarter 2024

- Goldman Sachs Bank USA (“GS Bank”) is a New York State-chartered bank and a member of the Federal Reserve System and the Federal Deposit Insurance Corporation (“FDIC”). GS Bank is supervised and regulated by the Board of Governors of the Federal Reserve System (“FRB”), the New York State Department of Financial Services and the Consumer Financial Protection Bureau
- The Goldman Sachs Group, Inc. (“GS Group”) guarantees GS Bank’s payment obligations, subject to certain limitations (e.g., the guarantee does not apply to unsecured notes issued by GS Bank)

Strong Capital Position

- Risk-based Ratios: CET1 Capital Ratio: 15.5%; Tier 1 Capital Ratio: 15.5%; Total Capital Ratio: 16.6%, well in excess of regulatory requirements¹
- Leverage Ratios: Tier 1 Leverage Ratio: 10.9%; Supplementary Leverage Ratio (“SLR”): 7.9%

Diversified Balance Sheet

- GS Bank has \$564bn of assets, comprised of a diverse mix of cash, collateralized agreements, customer and other receivables, trading assets, investments, loans and other assets
- Level 3 financial assets represent 0.3% of total assets

Conservative Liquidity Management

- GS Bank holds substantial liquid assets
- Comprehensive and conservative liquidity and funding policies in place, consistent with GS Group
- Global Core Liquid Assets (“GCLA”)² averaged \$230bn for the quarter ended September 2024

Diversified Funding Mix

- GS Bank maintains a strong and diversified deposit base
- GS Bank has deposits of \$390bn, or 78% of total funding; loan-to-deposit ratio of 44%
- Net stable funding ratio (“NSFR”) exceeds the minimum requirement

Prudent Risk Management

- Strong, independent risk management processes across liquidity, market, credit, operational, cybersecurity, model, capital, legal, compliance, conduct, regulatory and reputational risk areas
- Utilizes well-established risk committees and processes with substantial management oversight; GS Bank operates with its own Board of Directors

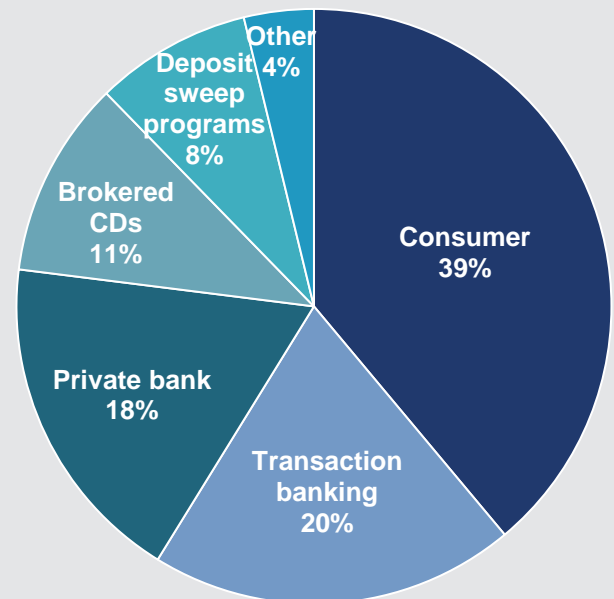
Overview

- GS Bank is GS Group’s primary deposit-taking entity
- GS Bank accepts deposits from US consumers, private bank clients, clients of third-party broker-dealers, institutions, corporations and GS Bank’s affiliates
 - GS Bank conducts consumer deposit-taking activities, including through its digital platform, Marcus by Goldman Sachs, and also accepts deposits from Apple Card customers
- Deposits have grown at a 19% CAGR between 2019 and 3Q24

GS Bank’s deposits provide it with a diversified source of funding and reduce its reliance on wholesale funding

3Q24 Deposit Highlights

- ✓ Diversified by tenor and deposit channel including consumer, private bank, corporate, deposit sweep programs, institutional and brokered CDs
 - 29% are time deposits
- ✓ FDIC-insured deposits constitute \$243bn or 62% of total deposits
 - >90% of US consumer deposits are insured
- ✓ Deposits make up 78% of GS Bank’s total funding sources
- ✓ Substantially all deposits are interest-bearing

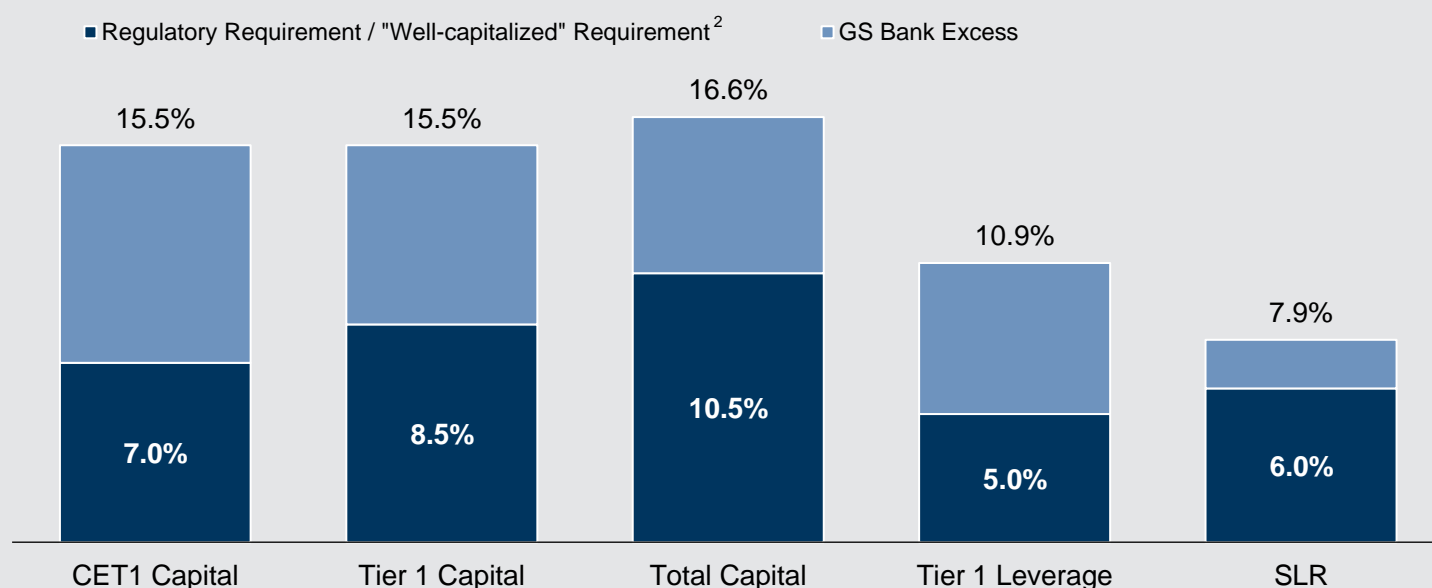


Total Deposits: \$390bn

Capital Position

- GS Bank is subject to the regulatory capital requirements of the FRB (Capital Framework). For purposes of assessing the adequacy of its capital, GS Bank calculates its risk-based capital and leverage ratios based on the regulatory capital requirements applicable to state member banks
- Goldman Sachs Bank Europe SE (“GSBE”) is a wholly-owned subsidiary of GS Bank. It calculates its standalone prudential capital requirements in accordance with the EU Capital Requirements Directive and EU Capital Requirements Regulation
 - GSBE’s CET1 capital ratio as of 3Q24 was 31.0% (+20.7 percentage points in excess of its regulatory requirement)
- GS Bank was in excess of its capital requirements and the “well-capitalized” requirements as of 3Q24¹
 - Under the Standardized approach, GS Bank’s CET1 capital ratio as of 3Q24 was 15.5% (+8.5 percentage points in excess of its regulatory requirement)
 - Under the Advanced approach, GS Bank’s CET1 capital ratio as of 3Q24 was 21.0%
 - GS Bank’s SLR as of 3Q24 was 7.9% (+1.9 percentage points in excess of its “well-capitalized” requirement)

3Q24 Standardized Capital and Leverage Ratios



Capital levels in excess of regulatory requirements / “well-capitalized” requirements

Global Core Liquid Assets

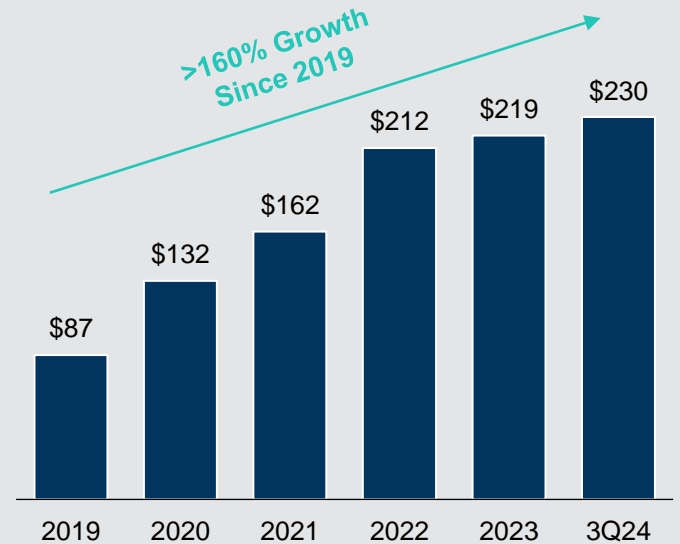
✓ **We are focused on maintaining an appropriate amount of excess liquidity**

- GCLA averaged \$230bn in 3Q24, representing 41% of GS Bank's balance sheet
- GCLA consists of certain overnight US and non-US dollar denominated cash deposits, unencumbered US government and agency obligations and certain non-US dollar denominated government obligations
- As of 3Q24, our LCR exceeded the minimum requirement of 100%

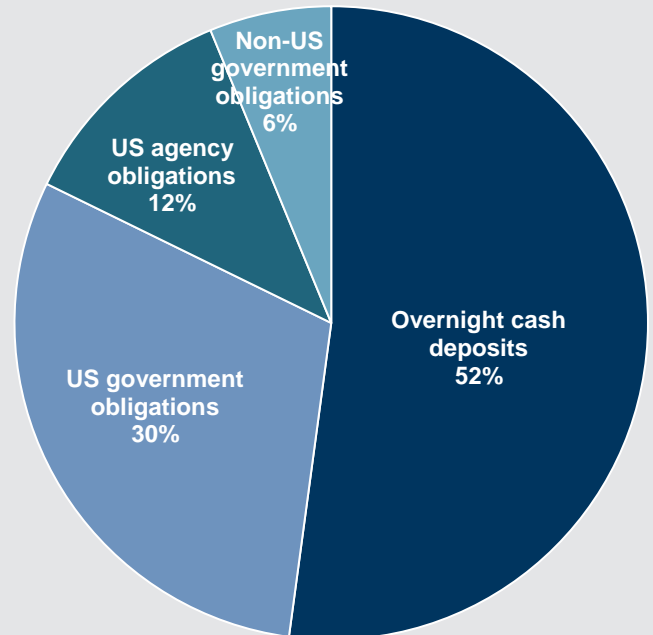
✓ **Comprehensive liquidity modeling supports our GCLA management processes**

- Our Modeled Liquidity Outflow reflects potential contractual and contingent outflows of cash or collateral in the event of market-wide or GS-specific stress
- Our Intraday Liquidity Model provides an assessment of potential intraday liquidity needs based on similar stress scenarios for our Modeled Liquidity Outflow
- Our long-term stress test takes a forward view on our liquidity positions through a prolonged stress period

Average GCLA Trend (\$bn)



GCLA Composition (3Q24 Average)



GS Bank has consistently operated with a strong liquidity profile

Select Credit Ratings



	Moody's	S&P	Fitch	DBRS	R&I
GS Group					
Short-term Debt	P-1	A-2	F1	R-1 (middle)	a-1
Long-term Debt	A2	BBB+	A	A (high)	A
Subordinated Debt	Baa2	BBB	BBB+	A	A-
Preferred Stock ¹	Ba1	BB+	BBB-	BBB (high)	—
Ratings Outlook	Stable	Stable	Stable	Stable	Stable
Goldman Sachs Bank USA					
Short-term Debt	P-1	A-1	F1	—	—
Long-term Debt	A1	A+	A+	—	—
Short-term Bank Deposits	P-1	—	F1+	—	—
Long-term Bank Deposits	A1	—	AA-	—	—
Ratings Outlook	Stable	Stable	Stable	—	—
Goldman Sachs Bank Europe SE					
Short-term Issuer Rating	P-1	A-1	F1	—	—
Long-term Issuer Rating	A1	A+	A+	—	—
Short-term Bank Deposits	P-1	—	—	—	—
Long-term Bank Deposits	A1	—	—	—	—
Ratings Outlook	Stable	Stable	Stable	—	—

The above ratings are current as of September 30, 2024. A full list of credit ratings can be found in the [Creditor Information](#) section of the Goldman Sachs Investor Relations website or by following this [link](#)

These notes refer to the financial metrics and/or defined terms presented on:

Page 1:

1. CET1 Capital Ratio: 15.5% (+8.5 percentage points in excess of regulatory requirement); Tier 1 Capital Ratio: 15.5% (+7.0 percentage points in excess of regulatory requirement); Total Capital Ratio: 16.6% (+6.1 percentage points in excess of regulatory requirement)
2. For more information on GS Bank's GCLA, please refer to page 4

Page 3:

1. The lower of the Standardized or Advanced ratio is the ratio against which GS Bank's compliance with the capital requirements is assessed under the risk-based Capital Rules, and therefore, the Standardized ratios applied to GS Bank as of September 30, 2024
2. Reflects the higher of the regulatory requirement and the "well-capitalized" requirement for each measure

Page 5:

1. Preferred Stock includes GS Group's non-cumulative preferred stock and the Normal Automatic Preferred Enhanced Capital Securities (APEX) issued by Goldman Sachs Capital II and Goldman Sachs Capital III

Cautionary Note Regarding Forward-Looking Statements



This document contains “forward-looking statements” within the meaning of the safe harbor provisions of the U.S. Private Securities Litigation Reform Act of 1995. Forward-looking statements are not historical facts or statements of current conditions, but instead represent only GS Bank’s beliefs regarding future events, many of which, by their nature, are inherently uncertain and outside of GS Bank’s control. It is possible that GS Bank’s actual results, financial condition, liquidity and issuance plan may differ, possibly materially, from the anticipated results, financial condition, liquidity and issuance plan in these forward-looking statements.

For information about some of the risks and important factors that could affect GS Bank’s future results, financial condition and liquidity, see “Risk Factors” in Part I of GS Bank’s Annual Report for the year ended December 31, 2023. For more information on forward-looking statements, see the cautionary note in GS Bank’s Annual Report for the year ended December 31, 2023 and GS Bank’s Quarterly Report for the quarter ended September 30, 2024.

The statements in the document are current only as of November 1, 2024, unless otherwise noted, and GS Bank does not undertake to update this document to reflect the impact of subsequent events or circumstances.